

Ideas for Signs - taken from Student Reflections

Students were asked "Now that we have had some practice creating messages, think back to your first days of 7th grade. Did you have trouble figuring out where to go? Was it hard to remember which classroom to go to?"

Parents will be coming here next week on Tuesday for Open House. I think we could use our microbits to create some signs to help them find their way around.

What signs do you think would help them?

Where should we place these signs?

Talk with your table about this and come up with some ideas.

Write down your ideas in the text box."

Student Responses

1. i think one sign that would be helpful is one that would point to your class, saying; Ms. Keough's class (an arrow pointing to your class). wouldn't that be helpful?

2. another sign i think would be helpful is a sign that leads to the seventh grade hall saying; Welcome to the seventh grade hall! (an arrow pointing to the seventh grade hall).

teachers name

welcome to class

1. The signs that will help them by telling them what classroom is where or what teachers names are and directions where to go.

2. We should place the signs on doors or hang them up in hallways.

put signs in the 7th grade hall way and show which class is which.

1.) Arrows

2.) Near important areas

3.) Put it near the stairs.

We could have a sign that say principal's office with an arrow pointing to it. We could have arrows leading to the stairs and when you get to the stairs there will be a sign for the stairs telling you to go down them. We could put a sign near the 7th grade hall saying "7th grade hall". We could put a sign near the doors with the subject. Ex. Science, Math, Social Studies, English, And Computers. We could have signs saying

Like "8th grade hall", "9th grade hall", "10th grade hall", "11th grade hall", "12th grade hall".

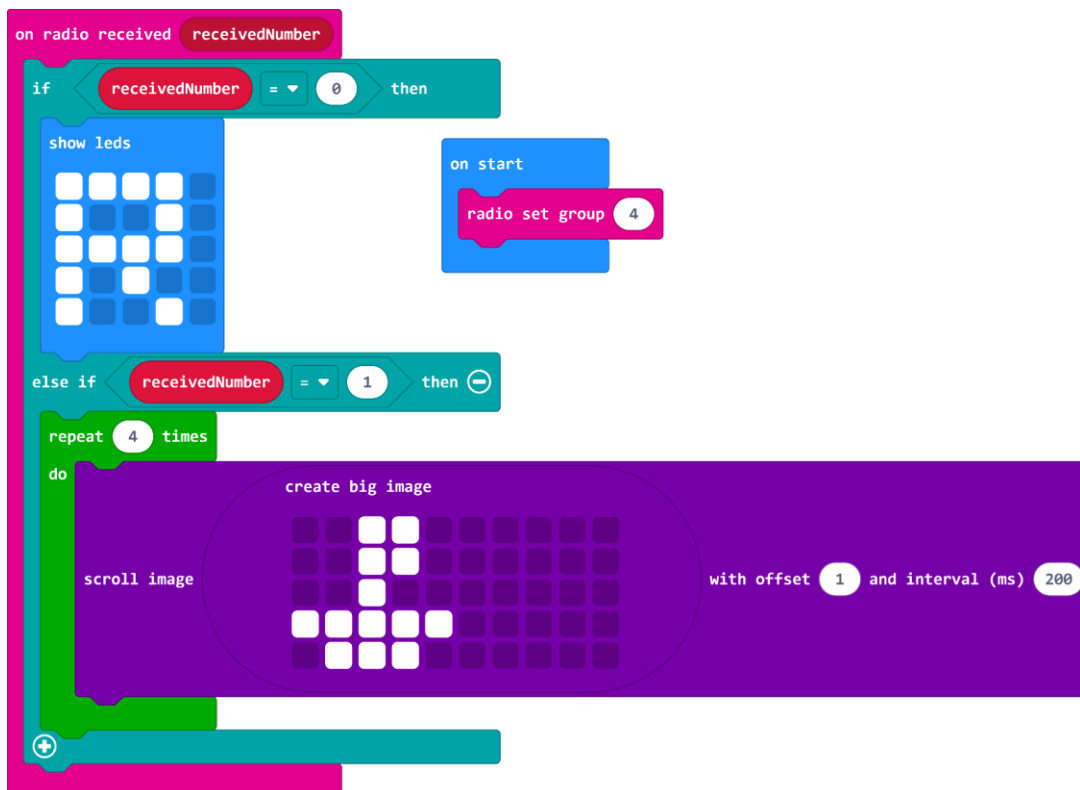
I think that an arrow would help them and i think we should put them above the classroom door so they know what class they would be walking into next.

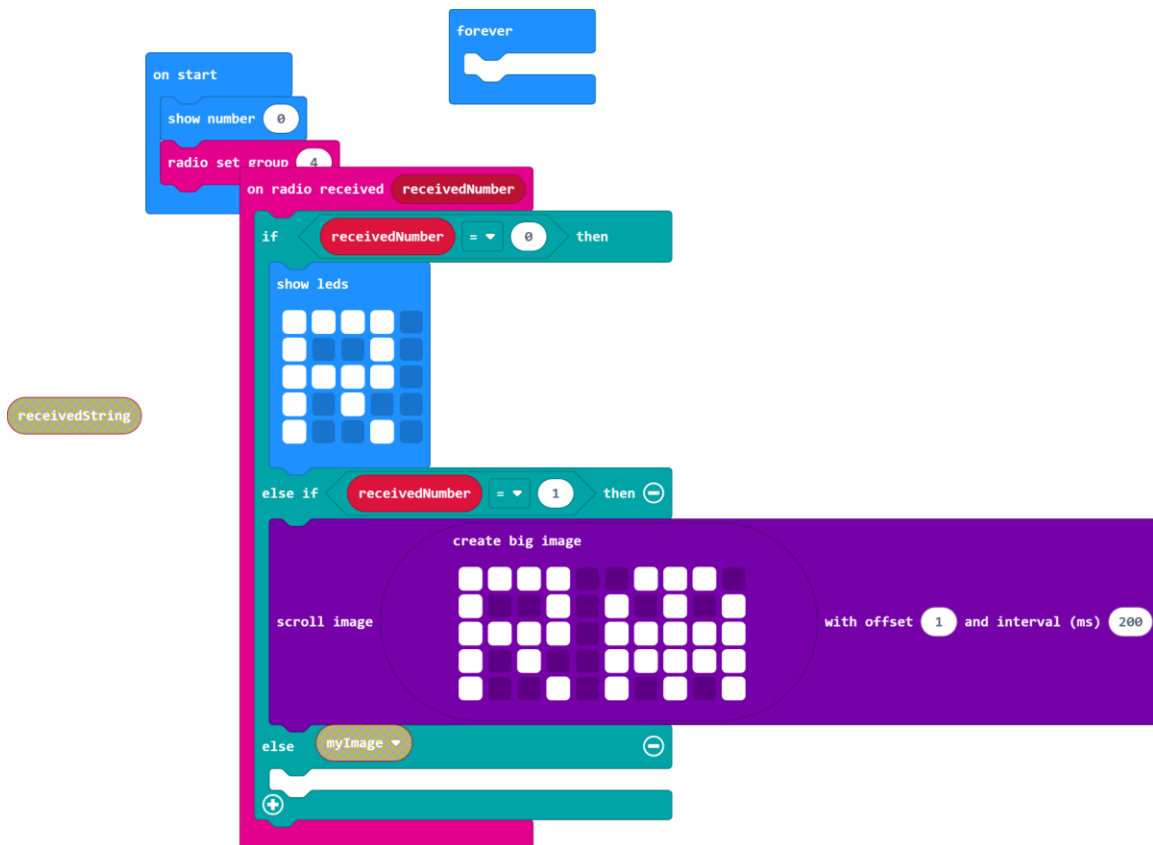
1. Some signs that i think that would help the people coming in for open house are some arrows and blinking micro bit signs on where to go.

2. We should put them in the hallways and by the doors

4. im not sure what to talk abt

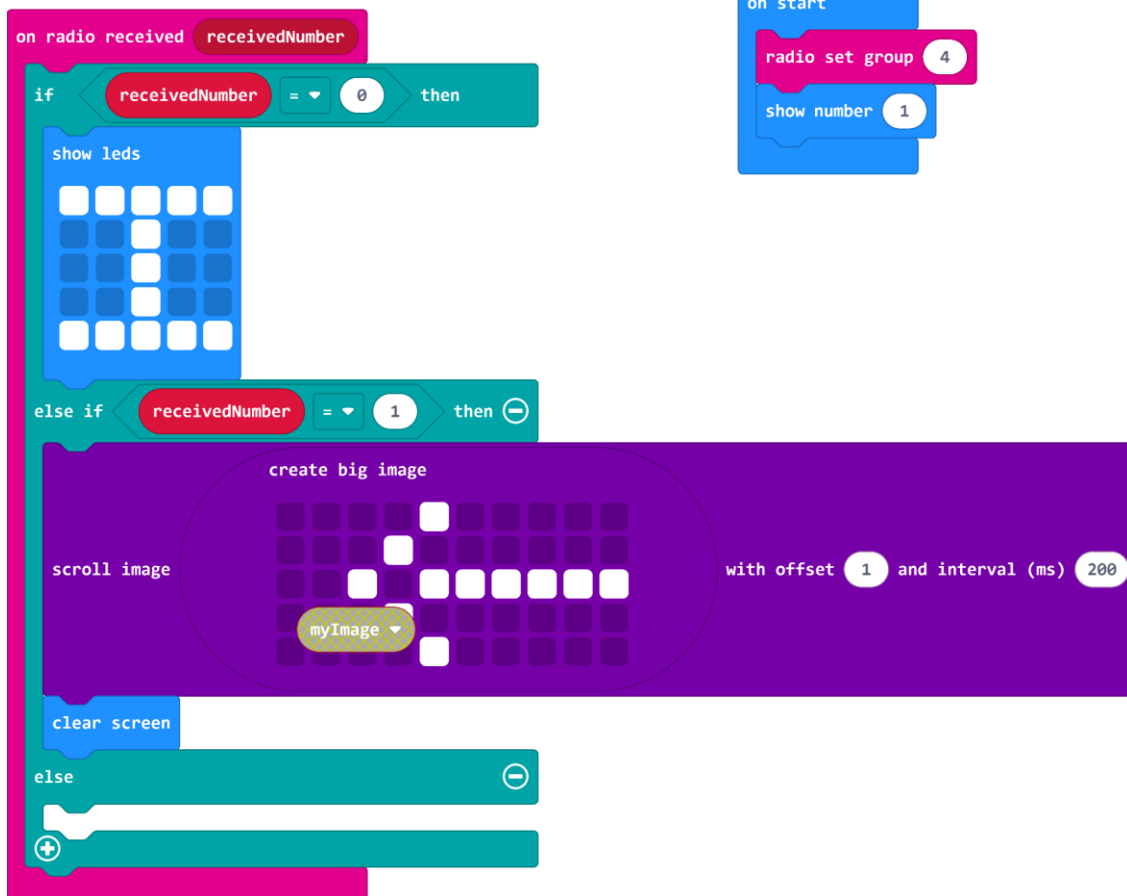
A selection of Makecode from student projects

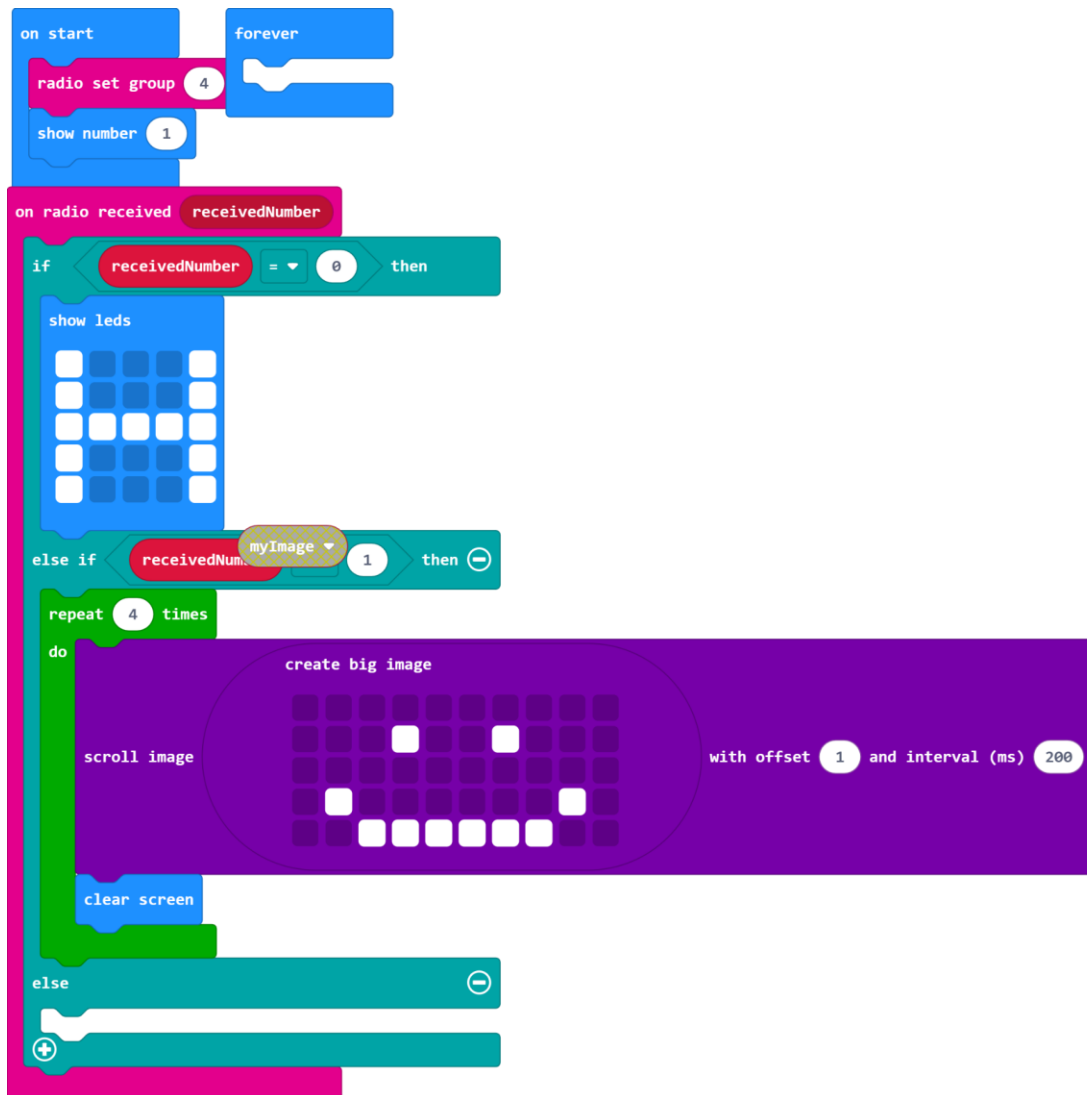


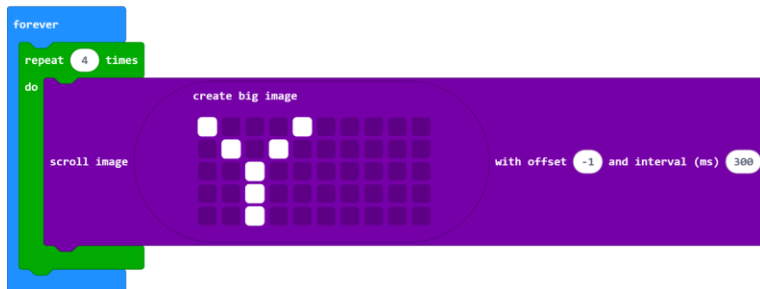
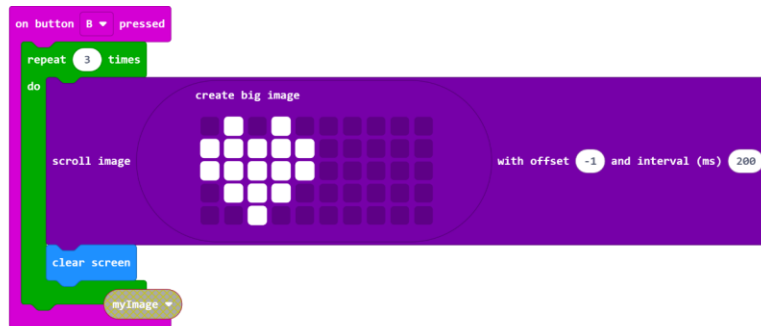


```
on start
  radio set group 4
  forever
```

```
on radio received receivedNumber
  if receivedNumber = 0 then
    show leds
  else if receivedNumber = 1 then
    repeat 4 times
      do
        create big image
        scroll image with offset 1 and interval (ms) 200
  else
    +
    -
```







Video of project working

[Project Video](#)

Post Project Reflections

Students were asked “If you had to do the sign project again;

What would you change?

What would you keep the same? “

I would change the people

I would keep the over all project the same

make the back cleaner and make it nicer

1. I will change some of the animations to make them look better.
2. I will keep the letter animations.

i would keep almost everything the same. mostly because it came out good and nothing bad about it.

1. I would change the subject of the sign like to english or something.

2. The decorations on the board.

the way the words are positioned

and i would fix up the way its designed

1.If i had to do this project again i would probably just do the decorating and taping again.

3.i would keep the poster stand the same